

LINSSSEN YACHTS



Since 1949

We take your pleasure seriously®

GRAND STURDY 35.0



GRAND STURDY 40.0



LINSSSEN GRAND STURDY



ZERO SERIES

GRAND STURDY 45.0



GRAND STURDY 500



Slow down... and start living!

BOATING & LIFESTYLE MAGAZINE OF LINSSSEN YACHTS
VOLUME 30, NO. 50 SPECIAL / JANUARY 2017 | ISSN 2213-4255



INTERNATIONAL BOAT SHOWS & LINSSSEN EVENTS

Boot Düsseldorf	Düsseldorf (D)	21.01 - 29.01.2017
Seattle Boat Show	Seattle WA (USA)	27.01 - 04.02.2017
Helsinki International Boat Show	Helsinki (FIN)	10.02 - 19.02.2017
Belgian Boat Show	Gent (B)	11 - 13 & 17 - 19.02.2017
Suisse Nautic	Bern (CH)	15.02 - 19.02.2017
Boot Tulln	Tulln (A)	02.03 - 05.03.2017
 Linssen Collection Weekend	Maasbracht (NL)	11.03 - 13.03.2017
Trawler Fest	Bremerton WA (USA)	18.05 - 20.05.2017
 Linssen In-Water Boat Show	Maasbracht (NL)	19.05 - 22.05.2017
 Linssen proefvaren op zee	Blankenberge (B)	24.06 - 26.06.2017
Hiswa te Water	Amsterdam (NL)	29.08 - 03.09.2017
Newport Road Island Boat Show	Newport (USA)	14.09 - 17.09.2017
Interboot	Friedrichshafen (D)	23.09 - 01.10.2017
 Linssen-Vaardagen	Maasbracht (NL)	07.10 - 09.10.2017
Nieuwpoort NIBS	Nieuwpoort (B)	20.10 - 22.10.2017
Hanseboot	Hamburg (D)	28.10 - 05.11.2017
 Linssen Yachts Boat Show 2017	Maasbracht (NL)	17.11 - 20.11.2017



Slow down... and start living!

WE TAKE YOUR **PLEASURE** SERIOUSLY

First of all may we wish you and your family all the best for 2017.

Although it is still a few months away we hope you will have a great cruising season ahead meeting both new friends and finding new places to cruise. In the meantime feel free to visit our factory in Maasbracht to see what we are doing 'behind the scenes', your welcome to visit almost anytime so do contact your local dealer or our reception to make the necessary arrangements. Amongst the highlights' will be a look at the progress of the new 'DOT Zero' series (35.0 – 40.0 – 45.0). Several of these models will be introduced in 2017 proving yet again another innovative year for Linssen!

Perhaps you have seen our video log on Youtube? Here you can follow the progress of the New Grand Sturdy 35.0 AC and Sedan and the Grand Sturdy 40.0 AC and Sedan. In a later stage we will also keep you updated on the 45.0 and 500.

In this special edition of the Linssen Magazine, we have new pictures of the 'Dot Zeros' in production. You can follow the progress online (website and Vlog) as well as offline (through the Linssen Magazines).

On top of introducing this new model series we are working hard on the development of the new Grand Sturdy 500 AC Variotop. This will be the new flagship of Linssen range, designed, developed and engineered in every detail by us at Linssen it will be the best displacement cruiser in its class – and that's a promise! This new and exciting model will have many of the 'good old' Linssen USP's but also a lot of new innovations, many of them being presented later in our communications.

So keep following our developments and we hope to see you soon in Maasbracht or on one of the spring boat shows somewhere in Europe.



Yvonne Linssen



Slow down... and start living!

LINSSEN YACHTS



Since 1949

We take your pleasure seriously®

LINSSEN YACHTS &
LINSSEN BOATING HOLIDAYS®

BUY & CHARTER

ANOTHER WAY FOR YOU TO BECOME PART OF LINSSEN BOATING
HOLIDAYS® IS TO INVEST IN A CHARTER YACHT.

We are seeking friendly investors to ensure the continued expansion
and constant renewal of our fleets. In recent years, the LBH fleets have
developed dynamically with the help of such investors
and they are set to continue to grow.



CHARTER A LINSSEN IN EUROPE

NETHERLANDS • BELGIUM • GERMANY • FINLAND • FRANCE • ITALY • CROATIA •
GREAT BRITAIN/SCOTLAND • SWITZERLAND • IRELAND

CONTENTS

3	Editorial
6	The all new 'dot zero' series of Linssen!
10	Grand Sturdy 35.0 AC / Sedan
14	Grand Sturdy 40.0 AC / Sedan
22	Grand Sturdy 45.0 AC
24	How do you recognise a real Linssen?
28	Centre Line Traffic. A Linssen USP!
30	Linssen Compartment Controlled Heating (CCH)
32	The Grand Sturdy 500 AC Variotop®
34	Linssen Yachts: The Variotop® Company



EDITORS

Yvonne Linssen, Paul Beelen

WITH THE COOPERATION OF

Linssen Yachts, Linssen Boating Holidays®, Zebra Fotostudio's, Peter Linssen, Ed Houben

Translations: Balance, Maastricht (NL)
www.balance2.nl

PUBLISHER/PRODUCTION

Linssen Yachts B.V.
Brouwersstraat 17, NL-6051 AA Maasbracht
Postbus 7172, NL-6050 AD Maasbracht
Tel. +31 (0)475 - 43 99 99
Fax. +31 (0)475 - 43 99 90
info@linssenyachts.com
www.linssenyachts.com

Linssen Magazine is the in-house magazine of Linssen Yachts B.V., and focuses on the products, development, production and sales infrastructure of this Limburg boatyard and is distributed free of charge to Linssen owners and many others in the yachting industry. Linssen Magazine is published in Dutch, German, English and French.

© COPYRIGHT

Reproduction of editorial articles is permitted on the condition that the source is acknowledged or in consultation with the publisher. Please consult the publisher about reproduction of illustrations.

The illustrations may show certain functions or special features which are not included in our standard package. Please check with the boatyard or your Linssen representative.

The editors of Linssen Magazine cannot accept responsibility for the contents of any articles submitted by third parties. The travel reports do not concern ventures recommended by the editor, but are merely an objective account of journeys actually made. Each owner/skipper/captain is solely responsible for the destinations or waterways he or she has chosen, for the overall preparation and for his or her crew. Neither Linssen Yachts B.V., nor its employees, nor the authors of the articles or the editors of Linssen Magazine are responsible in any way whatsoever for any choice of destination.



THE ALL NEW 'DOT ZERO'- SERIES OF LINSSEN!

BEHIND THE SCENES AT LINSSEN YACHTS, A LOT OF EFFORT IS BEING PUT INTO THE LATEST MODEL SERIES. A REAL LINSSEN, PROVIDED WITH COUNTLESS TECHNICAL WONDERS AND SMART FEATURES AS ONLY LINSSEN CAN. WE HAVE LISTENED TO THE PRACTICAL EXPERIENCES OF OUR CUSTOMERS AND HAVE TURNED CHALLENGES INTO GENUINE LINSSEN SOLUTIONS.

THE DOT ZERO SERIES CONSISTS OF THREE LENGTHS IN SEVERAL VERSIONS

- the Grand Sturdy 35.0
- the Grand Sturdy 40.0
- the Grand Sturdy 45.0

The 35.0 and 40.0 is available as an aft cabin (AC) or an open cockpit (Sedan) version. The 45.0 is available as AC version. The Sedan is under development.


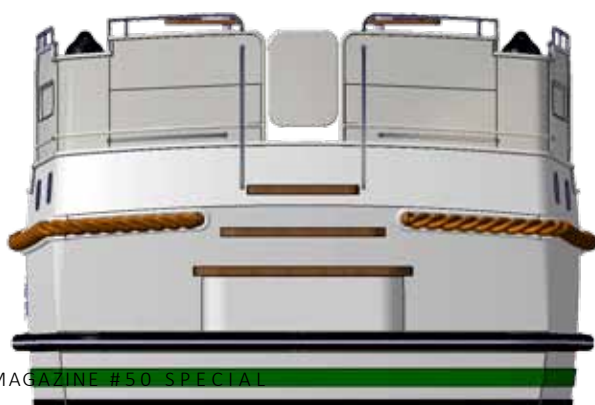
WHAT NEW FEATURES ARE INCLUDED IN THE DOT ZERO SERIES?

EXTERIOR

Firstly, the aft deck and transom configuration. Linssen has carried out countless investigations into the comfortable, safe and most effective use of the available space, which has resulted in the centre line traffic principle. Because of the importance of this

new USP, we have devoted an entire article to it (see page 28).

When on board, the aft deck is the number one place around which social life revolves. All models are provided with a standard folding roof (AC) and in the case of the 40.0 and 45.0, it stretches over the entire aft deck and has an adjustable height system as a standard feature. This system, which has been developed by Linssen in collaboration with our preferred supplier Gommans, allows you to lower the folding roof in an instant to sail under any bridges that are on the low side.





The hull of all .0 models has rounded corners in the transom. The rope fender runs around these corners and serves as extra protection for these vulnerable corners if the skipper makes a minor manoeuvring error.



Moreover, all .0s have an integrated steel bulwark with a stern gate and fixed deck boxes (AC) on the aft deck.



Grand Sturdy 40.0 AC



Grand Sturdy 35.0 AC

DOT ZERO SERIES

In the Sedans, you can sit, eat or drink comfortably on the floating cockpit bench seats. The huge storage space below the self-draining cockpit is accessible via steps and can be locked, so that you can store bikes and other valuables in the space. The Sedan models are equipped with a longtop as a standard feature (the extended saloon roof over the open cockpit), as well as canvas around the longtop (from 40.0). This means that the open cockpit becomes an extra outside space, which thanks to standard heating outlets is always pleasantly warm, even on colder days.

INTERIOR

Your comfort is also the starting point for the interior. A very important development is the compartment-controlled heating system, which has been developed by Linssen in collaboration with Webasto. A separate day and night heating system that can be adjusted in the fore and aft cabins. You can read more about this too on page 30.

The Sedan models also offer you – if you opt for the Linssen original Variodeck® (sliding roof) – an integrated insect screen/sun blind and a folding handle for user-friendly and easy operation.

The original Linssen Variodeck® (sliding roof)



GALLEY

Another much-debated topic within the development team is the available work surface in the galley. An extra worktop is always desirable if you want to prepare a delicious meal on board. The new 40.0 and 45.0 models have an extra cherry wood folding section next to the hob to make preparing meals more comfortable. In the 40+ models, we have also included an extra cooling drawer in addition to the standard 110-litre fridge, to keep all your bottles cool.

SAFETY

Safety is paramount at Linssen Yachts. In order to move through the boat safely when it's dark, interior lighting has been fitted as a standard feature in the saloon and galley of the 40.0 and 45.0.

Bar cupboard/drawer in saloon, incl. set of Linssen Yachts glasses (comprising: 6 shot glasses, 6 highball glasses, 5 whisky glasses and 6 wine glasses)



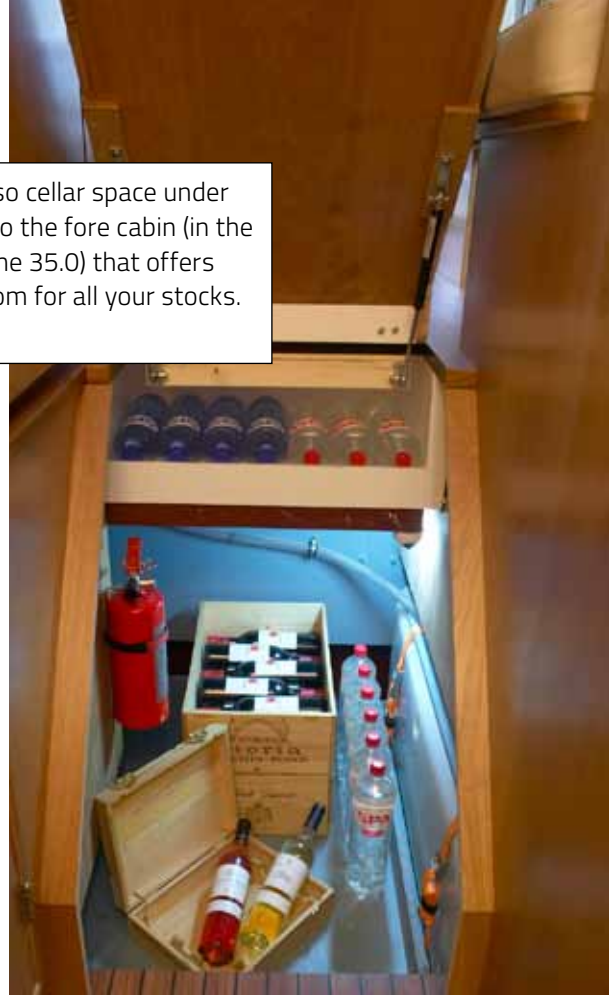
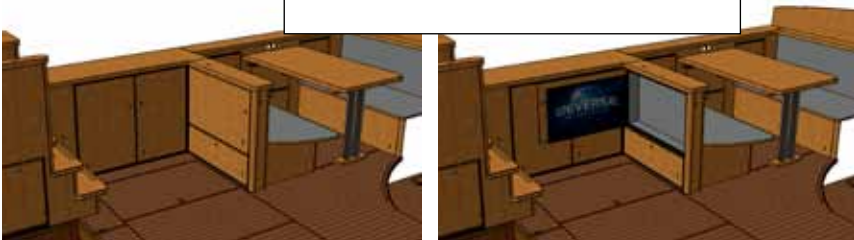
THE 35.0 OFFERS THE OPTION OF THE FAVOURABLY PRICED DELUXE VERSION OR THE COMPLETE ROYAL VERSION.

We have also taken account of your sleeping comfort! The fore and aft cabins have 14-cm-thick mattresses. Moreover, the panels surrounding the bed are made of soft materials so that you can lie comfortably with your head against this soft headboard. The standard insect screens/shades ensure that insects are kept at bay, so that you can enjoy your night's sleep. In addition, all cabins have reading lamps, the toilets (40.0/45.0) are electric and your new Linssen will have a TV in the saloon with a digital TV antenna (40.0/45.0).

The first 35.0 AC will be ready in April 2017 and the first 40.0 AC in May. Needless to say, you can come and follow the building progress now. You are very welcome in Maasbracht!


There is also cellar space under the steps to the fore cabin (in the saloon in the 35.0) that offers enough room for all your stocks.

TV in the saloon with a digital TV antenna



SLIDING DINETTE TABLE
At Linssen, we are well aware that storage space on board is vital. That is why we developed the sliding dinette table from 40'. This concept makes extra cupboard space accessible by easily moving the table to one side.

Another smart Linssen gadget is the key and chart cupboard solution. This means that you can store all your maritime charts and all required keys and remote controls in the saloon.



FROM THE 40.0, THE STANDARD VERSION IS VERY COMPLETE.

DOT ZERO SERIES

GRAND STURDY 35.0

35.0 AC



35.0 SEDAN



BASIC SPECIFICATIONS

- Construction: HPH (Hardchine Prestressed Hull)
- Bottom/Hull/Decks/superstructure: 5/4/4/4 mm
- Weight/displacement: $\pm 8,500 \text{ kg}$ / $\pm 8.50 \text{ m}^3$ (AC); $\pm 8,000 \text{ kg}$ / $\pm 8.0 \text{ m}^3$ (Sedan)
- LOA x beam x draft: $\pm 10.70 \times 3.40 \times 1.00 \text{ m}$
- Minimum air draft: $\pm 2.45 \text{ m}$ (AC); $\pm 2.30 \text{ m}$ (2.37 m with Sedan Variodeck)
- Headroom FC/saloon/AC/Steering saloon: $\pm 1.83/1.94/1.87 \text{ m}$
- CE-classification: C (coast)
- Engine: 1x 4 cyl. Volvo Penta Diesel, type D2-75, ZF 25-H / 2.8 : 1, 1x 55 kW (75 HP), 3000 rpm, Alternator: 115A-12V (Royal)
- Fuel tank capacity: $\pm 240 \text{ Ltr}$
- Water tank capacity: $\pm 220 \text{ Ltr}$
- Holding tank capacity: $\pm 240 \text{ Ltr}$

A SELECTION FROM THE BASIC SPECIFICATIONS - ROYAL

- Integrated moulded aft deck dodgers
- Integrated deck-boxes, aft benches including lockable teak tops with gas-pressure struts
- Integrated cockpit settee with teak top (Sedan)
- Integrated central stern door to bathing platform
- Side entrances with stainless steel entrance chains
- Comfortable solid teak step to bathing platform with elegant railing on Port and SB side
- Robust, stainless steel coated bathing platform, with solid teak parts (including Heavy Duty Linssen PVC fendering from bathing platform to 1/3 of the hull length)

- Provisions for sternthruster, incl. main power cables
- Outside shower at bathing platform, with warm and cold water tap
- Original Linssen colour scheme: Superstructure and hull: Sand Beige, Waterline: Dark Green, Antifouling: Black, Rope fender: Beige, Canvas and covers: Beige, Glass windows saloon, windscreen, ventilation-/escape hatch: "summer green" tinted
- Teak floor in the cockpit Sedan()
- 12V. Bowthruster 55 kgf (3 kW / 4 HP)
- Air-heating Eberspächer Airtronic D4
- Automatic MASTERVOLT Chargemaster 12/35-3 (3x 35 A.) battery charger, with control panel to monitor the charge process
- Raymarine i70S multifunction instrument with read out from echosounder, log and outside water temperature at steering position
- Comfortable saloon settee with "Easy Sleep Convert System", double-bed function with integrated storage space
- 1x USB socket in the saloon for charging mobile equipment. No data transfer.
- Bar cupboard/drawer in saloon, incl. set of Linssen Yachts glasses (comprising: 6 shot glasses, 6 highball glasses, 6 whisky glasses and 6 red wine glasses)
- 80 l. refrigerator with freezer compartment
- Mattress 1x 2 pers. in front and aft cabin type coldfoam 14 cm. with layer in foam in two hardness grades
- Cabrio including zip-fastened back (AC)

« UNDER CONSTRUCTION »



DOT ZERO SERIES

GRAND STURDY 35.0 AC



« UNDER CONSTRUCTION »





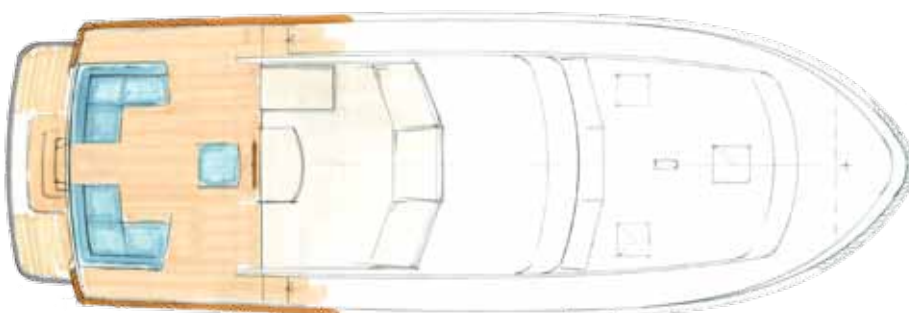
GRAND STURDY 35.0 SEDAN



DOT ZERO SERIES

GRAND STURDY 40.0

40.0 AC



40.0 SEDAN



BASIC SPECIFICATIONS

- Construction: HPH (Hardchine Prestressed Hull)
- Bottom/hull/decks/superstructure: 6/5/4/4 mm
- Weight/displacement: $\pm 16,500$ kg / ± 16.5 m³ (AC); $\pm 15,500$ kg / ± 15.5 m³ (Sedan)
- LOA x beam x draft: ± 12.85 x 4.30 x 1.20 m
- Minimum air draft: ± 3.00 m (AC); ± 2.65 m (2.72 m with Sedan Variodeck)
- Headroom FC/saloon/AC: $\pm 1.97/2.01/1.99$ m
- CE-classification: B (sea)
- Engine: 1x 5 cyl. Volvo Penta Diesel, type D3-110, ZF 45-H / 3,031:1, 1x 82 kW (110 HP), 3000 rpm, Alternator: 180A-12V
- Fuel tank capacity: ± 820 Ltr
- Water tank capacity: ± 440 Ltr
- Holding tank capacity: ± 240 Ltr

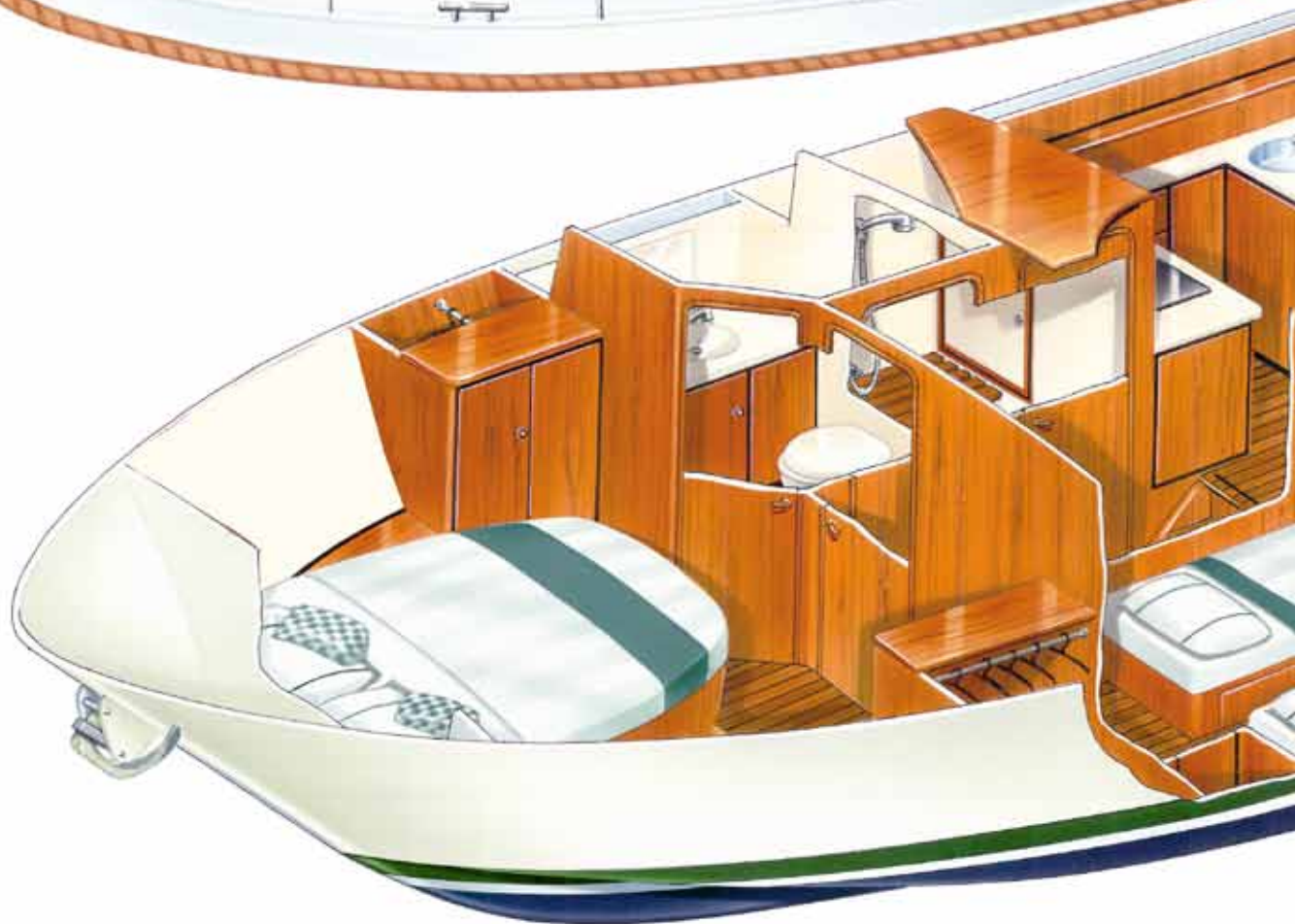

A SELECTION FROM THE BASIC SPECIFICATIONS

- Integrated moulded aft deck dodgers
- Integrated deck-boxes, U-shaped aft bench with lockable teak top and gas-pressure struts (AC)
- Integrated cockpit settee with teak top (Sedan)
- Integrated central stern door to bathing platform
- Polished stainless steel hinged side ladder integrated into deck rail (Port and Starboard)
- Comfortable solid teak step to bathing platform with elegant railing on Port and SB side
- Robust, stainless steel coated bathing platform, with solid teak parts (including Heavy Duty Linssen PVC fendering from bathing platform to 1/3 of the hull length)
- Provisions for sternthrustrer incl. main power cables
- Outside shower at bathing platform, with warm and cold water tap
- Original Linssen colour scheme: Superstructure and hull: Sand Beige, Waterline: Dark Green, Antifouling: Black, Rope fender: Beige, Canvas and covers: Beige, Glass windows saloon, windscreen, ventilation-/escape hatch: "summer green" tinted
- Teak floor in the cockpit (Sedan)
- Electric bowthruster Side Power 24V/120 kgf (6,4 kW / 8,55 HP) incl. 2x 90 Ah maintenance-free batteries
- Linssen Compartment Controlled Heating with separate day/night function: 2x 4 kW warm air heating. 1x for saloon/galley/day toilet with control in saloon. 1x for FC/AC/AC toilet/guest cabin with control in the AC. Lockable outlets in FC/guest cabin/toilet compartments
- Original Linssen Power Pack: automatic battery charger/inverter type Mastervolt Mass Combi 12/2200-100 (100 A / 2200 W.) with remote panel, battery watch domestic system and 2x 85 Ah. additional maintenance free domestic gel-batteries.
- Raymarine i70S multifunction instrument with read out from echosounder, log and outside water temperature at steering position
- Comfortable saloon settee with "Easy Sleep Convert System", double-bed function with integrated storage space
- Additional work surface in the galley through cherry folding part next to hob
- Key cabinet/map pocket in saloon cupboard Port side
- 1x USB socket in the saloon for charging mobile equipment. No data transfer.
- Bar cupboard/drawer in saloon, incl. set of Linssen Yachts glasses (comprising: 6 shot glasses, 6 highball glasses, 6 whisky glasses, 8 wine glasses)
- 110 l. refrigerator with freezer compartment in the galley and cooling tray, 36 litre, built-in at the end face of the rear half saloon settee
- Electric toilet, with fresh water rinsing in forward and aft cabin
- Primary TV connection at saloon Port TV cupboard, incl. 2 x extra 230V. sockets
- Glomex TV-antenna on mast, suitable for analogue & digital reception
- 32" (81 cm) LED TV with integrated DVB-T & DVB-S tuner in saloon
- Combined blind/mosquito screens for panorama/escape hatch in forward cabin deck-head, cabin and head ventilation/escape hatch and for panorama/escape hatch in the aft cabin deck-head
- Mattress 1x 2 pers. in front and aft cabin type coldfoam 14 cm. with layer in foam in two hardness grades. Mattress 2x single person in guest cabin type coldfoam 14 cm. with layer in foam in two hardness grades
- Cushions for aft deck U-settee in imitation leather (AC)
- Cushions for cockpit bench in imitation leather (Sedan)
- Cabrio closed model over the deck boxes, incl. drop down system to reduce the draft, colour beige. The side- and back parts can be opened by a zip-fastener (AC)
- Cockpit canvas Longtop, (beige colour) the side and back panels can be opened separately by a zip-fastener (Sedan)



DOT ZERO SERIES

GRAND STURDY 40.0 AC






DOT ZERO SERIES
GRAND STURDY 40.0 AC



« UNDER CONSTRUCTION »





DOT ZERO SERIES

GRAND STURDY 40.0 SEDAN



« UNDER CONSTRUCTION »

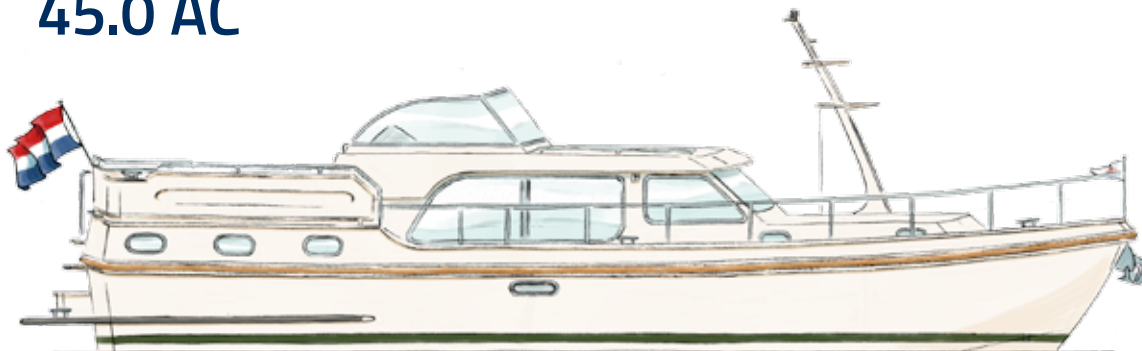




DOT ZERO SERIES

GRAND STURDY 45.0

45.0 AC



45.0 SEDAN

UNDER DEVELOPMENT

BASIC SPECIFICATIONS

- Construction: HPH (Hardchine Prestressed Hull)
- Bottom/hull/decks/superstructure: 6/5/4/4 mm
- Weight/displacement: $\pm 20,000$ kg / ± 20 m³
- LOA x beam x draft: ± 14.30 x 4.35 x 1.26 m
- Minimum air draft: ± 3.00 m
- Headroom FC/saloon/AC: $\pm 1.97/2.01/1.99$ m
- CE-classification: B (sea)
- Engine: 2x 5 cyl. Volvo Penta Diesel, type D3-110, ZF 45-H / 3,031:1, 2x 82 kW (110 HP), 3000 rpm, Alternator: 2x 180A-12V, 2x 110A-24V
- Fuel tank capacity: ± 2 x 600 Ltr
- Water tank capacity: ± 660 Ltr
- Holding tank capacity: ± 240 Ltr

A SELECTION FROM THE BASIC SPECIFICATIONS

- Integrated moulded aft deck dodgers
- Integrated deck-boxes, U-shaped aft bench with lockable teak top and gas-pressure struts
- Integrated central stern door to bathing platform
- Polished stainless steel hinged side ladder integrated into deck rail (Port and Starboard)
- Comfortable solid teak step to bathing platform with elegant railing on Port and SB side
- Robust, stainless steel coated bathing platform, with solid teak parts (including Heavy Duty Linssen PVC fendering from bathing platform to 1/3 of the hull length)
- Provisions for sternthruster incl. main power cables
- Outside shower at bathing platform, with warm and cold water tap
- Original Linssen colour scheme: Superstructure and hull: Sand Beige, Waterline: Dark Green, Antifouling: Black, Rope fender: Beige, Canvas and covers: Beige, Glass windows saloon, windscreen, ventilation-/escape hatch: "summer green" tinted
- Electric bowthruster Side Power 24V/170 kgf (8 kW / 10,7 HP) incl. 2x 90 Ah maintenance-free batteries
- Linssen Compartment Controlled Heating with separate day/night function: 2x 4 kW warm air heating. 1x for saloon/galley/day toilet with control in saloon. 1x for FC/AC/AC toilet/guest cabin with control in the AC. Lockable outlets in FC/guest cabin/toilet compartments

- Original Linssen Power Pack: automatic battery charger/inverter type Mastervolt Mass Combi 12/2200-100 (100 A / 2200 W.) with remote panel, battery watch domestic system and 2x 85 Ah. additional maintenance free domestic gel-batteries.
- Raymarine i70S multifunction instrument with read out from echosounder, log and outside water temperature at steering position
- Comfortable saloon settee with "Easy Sleep Convert System", double-bed function with integrated storage space
- Additional work surface in the galley through cherry wood folding part next to hob
- Key cabinet/map pocket in saloon cupboard Port side
- 1x USB socket in the saloon for charging mobile equipment. No data transfer.
- Bar cupboard/drawer in saloon, incl. set of Linssen Yachts glasses (comprising: 6 shot glasses, 6 highball glasses, 6 whisky glasses, 8 wine glasses)
- 110 l. refrigerator with freezer compartment in the galley and cooling tray, 36 liter, built-in at the end face of the rear half saloon settee
- Electric toilet, with fresh water rinsing in forward and aft cabin
- Primary TV connection at saloon Port TV cupboard, incl. 2 x extra 230V. sockets
- Glomex TV-antenna on mast, suitable for analogue & digital reception
- 32" (81 cm) LED TV with integrated DVB-T & DVB-S tuner in saloon
- Combined blind/mosquito screens for panorama/escape hatch in forward cabin deck-head, cabin and head ventilation/escape hatch and for panorama/escape hatch in the aft cabin deck-head
- Mattress 1x 2 pers. in front and aft cabin type coldfoam 14 cm. with layer in foam in two hardness grades. Mattress 2x single person in guest cabin type coldfoam 14 cm. with layer in foam in two hardness grades
- Cushions for aft deck U-settee in imitation leather
- Cabrio closed model over the deck boxes, incl. drop down system to reduce the draft, colour beige. The side- and back parts can be opened by a zip-fastener



HOW DO YOU RECOGNISE A REAL LINSSSEN?

In the previous edition of the Linssen Magazine, we informed you of Linssen's vision of the future. This ambitious programme entitled Mission [2020] focuses on developing the Linssen model series even further and in more detail to create the most optimal displacement yacht of the future for you the user, our customer and best ambassador.

When it launched the first yachts in the 9 Series in 2004, Linssen Yachts set a new standard within the existing parameters of international yacht building. This model series has turned out to be remarkably successful in almost all the European water sports markets. The new Grand Sturdy .0 series is still based on the original solid standard features, but it has of course been developed to include the latest technologies, construction methods and features.

WHAT MAKES A LINSSSEN SO ATTRACTIVE?

A Linssen has many visible and invisible well thought-out details. We would like to reveal a little more.

FUNCTIONAL DESIGN

First of all, there is its functional design. The full (single-chine) hull shape, the new design below the waterline, including the keel and rudder construction, and the deck design offer the Linssen owner important benefits:

- Remarkable (initial) stability
- Excellent rough water behaviour
- Course keeping due to the keel and rudder configuration, i.e. easy steering at all speeds
- Manoeuvrability in general
- Manoeuvrability in reverse, including against the direction of rotation of the propeller. Thanks to the combination of the hull, keel and rudder shape and



OUR MISSION

"Linssen Yachts wishes to excel in building up a sustainable and respectful relationship with all its stakeholders.

For this purpose, Linssen Yachts wishes to remain in contact with all stakeholders to continue to promote its passion for people, products and business.

Linssen Yachts wishes to position itself as modest and proud and particularly as an organisation that wishes to carry on learning.

To achieve those objectives, Linssen Yachts is continuously developing unique and recognisable products. The products that Linssen Yachts markets distinguish themselves in all respects by their simplicity, modesty,

recognisability, ease of use and safety, in other words their value-retaining capacity.

To be able to excel in quality, Linssen Yachts focuses on a relatively small number of products so that the details become the main feature.

The distinctive capacity of the staff, boatyard and product is therefore based on the details and for that reason our stakeholders want to be and remain involved."

the rudder balance ratio, the water flow to the rudder is so effective that from a speed of approx. 1.5 knots the rudder almost completely eliminates the paddle wheel effect of the propeller.

- Low freeboard
- Wide gangways
- Rigid construction that nips vibration and noise in the bud
- Clear view from the helmsman's position
- Accessibility of bollards
- Safe grip
- Access to bathing platform
- Small differences in level (especially the Sedan version)
- Large storage space under aft deck (Sedan version only)
- Comfortable stern gates (Sedan)
- Robust rope fender around the hull
- Folding windscreen (AC version only)
- Folding roof over helmsman's position/aft deck (AC version only)
- Well-planned technical design of the engine room; the result of 67 years of yacht-building experience!
- Maintenance-friendly access to all generators
- The layout of the engine room has been carefully balanced, so that the boat is correctly trimmed lengthways and athwartships. Even at high speeds, the backward change in the trim of the hull is negligible.
- And the elegant, classic and timeless design is a guarantee that the yacht will retain its value.

Secondly, the integrated quality policy adopted by Linssen Yachts results in the best symbiosis by far in its segment and the advanced level of standardisation of component selection, in-house detail developments and modular production processes.

Last but not least there is the comfort of the interior styling and the luxury of the interior design, which makes the yachts both very user and maintenance-friendly and subtly different from all those standard-quality yachts out there...

- Remarkably spacious compartments
- Separate, spacious shower in all models
- Separate toilet facilities
- Small differences in level (especially the Sedan version)



- Easy access to engine room thanks to hinged hatch with gas spring
- Easy Sleep Convert System (2 additional sleeping berths)
- Practical drawers and cupboards
- Cellar space
- Stylish designer interior thanks to patented Linssen FPS® (Floating Panel System)
- Peaceful interior with galley, dinette, saloon seating unit and side tables on one level where possible
- Elegant shadow frameworks in the interior
- Neutral interior suitable for modern or classic interior decoration
- Real leather seat covers
- Original Corian galley unit
- Neutral chrome/stainless steel interior fittings and light fittings, which are easy to keep clean

WHY OPT FOR A LINSSEN? BECAUSE, JUST LIKE US,
YOU WANT TO STAND OUT ON THE WATER!

HOW DO YOU RECOGNISE A REAL LINSSEN?



The container for the anchor chain in the peak of the vessel is made exclusively for Linssen to its own design in a plastic which is as strong as iron(!). Indestructible and clean.



The majority of the technical components (engine(s), fuel, water and waste water tanks (exclusive Linssen products), boiler, battery modules, pump modules, electrical modules) are fitted with pipes, hoses and/or wiring prior to installation in the boat.



The elegant masts are constructed in large series entirely in aluminium. Every detail of the mast has been hand-finished and it is therefore very maintenance-friendly. The whole mast is finished with a tough but very high-quality and practically indestructible powder coating.



The base of the windscreen and the slide rail of the sliding entry hatch (AC version only) are also entirely made of stainless steel, just like the bathing platform. No trace of rust will appear on these stainless steel components if they are damaged in any way.



The bathing platform is an – entirely stainless steel – module prefabricated in series. All treatments are applied and holes drilled in advance so that all that is left to do after the yacht has undergone preservation is to assemble all the components. This also guarantees a perfect, top quality finish.

For each model, Linssen develops the optimum propulsion configuration (composition of engine(s), propeller shaft systems, fuel systems, electrical systems, engine cooling and exhaust systems, rudder and steering).

The careful combination and interaction of all these important components make a Linssen exceptionally quiet and energy-efficient.



The water-lubricated propeller shaft assembly with homokinetic coupling and thrust bearing combined with a 4-blade propeller plays a major part in making the boat a very quiet and low-vibration vessel.

An outstanding example of in-house development and innovation is the patented FIS, which stands for Floor Integrated System®. It's a revolutionary system for installing all pipework and wiring. During the construction of the steel hull all floor beams are prefabricated outside the boat in the form of ingenious frames containing integrated ducts and conduits. The cable harnesses, also prefabricated, and all the pipes are laid inside. Wiring and pipework are hardly ever interrupted and therefore do not have any unnecessary connections. This makes the system flexible, insensitive to vibration and torsion and less susceptible to frost.



The stainless steel Linssen cleats are manufactured to Linssen's own design. Of an attractive straight design and functional thanks to its ingenious "anti-graze" construction, the lines are fed through the bollard (apart from extreme angles) so that they can't damage the lacquer.

The bollards, the handrails and the all-round sea rail are attached using a powerful adhesive to solid stainless steel shafts which are fully welded to the deck or bonded to the bulwark. The result is a perfect boundary between the lacquered yacht and the polished stainless steel.



THE EXCEPTIONAL DECK CONFIGURATION
OF THE NEW LINSSSEN .0 SERIES:

CENTRE LINE TRAFFIC. A LINSSSEN USP!

THE NEW LINSSSEN .0 SERIES IS MADE UP OF TRUE CLASSICS THAT ARE BOTH TIMELESS AND VALUABLE. THESE BOATS ARE CHARACTERISED BY THE LATEST IN COMFORT AND MATERIALS, BUT THEY NEVERTHELESS DEFY FASHION AND TRENDS. IN OTHER WORDS, GENUINE LINSSSENS – AS YOU WOULD EXPECT FROM US!

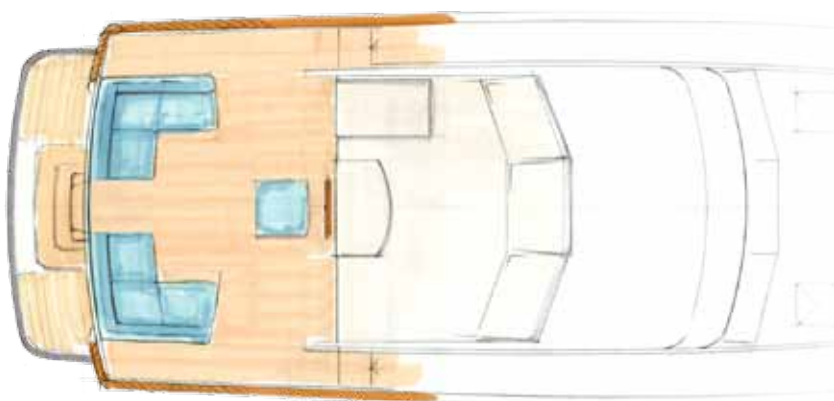
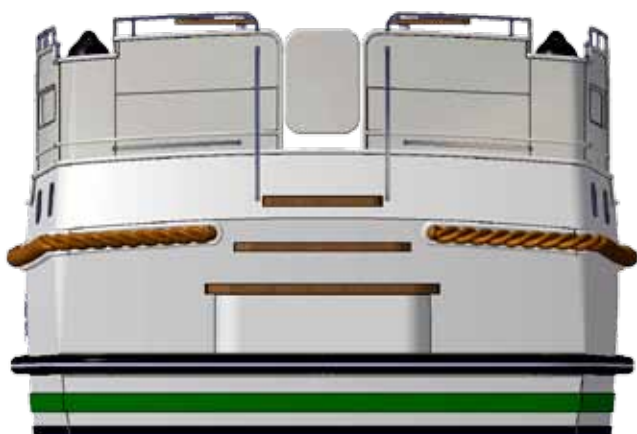
One of the most striking USPs of the new models in the Linssen .0 series (the 35.0, the 40.0 and the 45.0) is the overall configuration of the bathing platform, the aft deck and the helmsman's position.

From a low quay or a reversed mooring position, you can step onto the bathing platform, made from heavy-duty stainless steel, proceeding to the original Linssen PVC fender along the hull. From the platform, you can easily place stocks on deck level via the central rear entrance. The extremely robust low 'deck' of the bathing platform offers you a lot freedom of movement (also pleasant when taking an outdoor shower after swimming!) before stepping up onto the higher deck using the comfortable steps, while using the ergonomically positioned handrails for guidance. The ingeniousness of the Linssen centre line traffic configuration is that you can mount the steps from any position on the platform. The centrally located steps are very safe and you can place your feet in a stable position.

The solid surrounding bulwark provides a safe grip for the crew. The profile of the aft section is both harmonious and balanced: from the subtle shadow edge at deck level, the elegant bulwark profile shaped by ingenious folding work is finished with spherical heads, which highlight an unmistakable striking Linssen detail!

The comfortable corner seats that seem to grow out of the splendidly profiled bulwark are an invitation to a delicious breakfast, to enjoy the wonderful things you see on your voyage and, in the evening, that convivial drink with friends.

On the stern side, the bulwark also acts as the railing for the fixed benches, which curve imperceptibly on the inside in the direction of the boat's length, in line with the superstructure of the saloon and the window arrangement at the helmsman's position. The elegant Linssen folding roof follows this line, straight and tautly attached to the window frames and the bench.



At the side of the saloon superstructure and the benches, the folding roof is fitted on both sides with a broad zip-fastened door, which guarantees practical access to the gangways and to the fore or aft of the boat.

At the exterior of the deck, the bulwark curves in a gracious uninterrupted radius in the direction of the boat's length. In this way, the designers created a safe and unobstructed passageway to the aft deck corners, where the rear bollards are located at an easy operating height. Thanks to the smart positioning of the bollards, the lines can be fixed freely at any angle, either sideways or to the rear. A storage space is provided here on both the port and starboard sides for three fenders, which you can remove or stow away from the gangways and the free passageway to the aft section.

Your guests relaxing on the benches will experience no nuisance at a lock or during berthing (and vice versa...). A larger crew is no problem. The rear benches are provided with a connecting section that you can fix in an instant between both corner benches. The fixed deck table can also be adjusted in a similar fashion to the number of your crew.

The rear cabin has a discreet ventilation/escape hatch in the deck. The hatch can be adjusted to vari-

ous ventilation positions. In combination with the six opening portholes, the air movement in the rear cabin can be adjusted perfectly. Above all, the hatch has been placed in the rear deck to provide a safe escape route in the event of emergencies. Unobstructed by a dinghy or any bikes on your bathing platform, you can leave the boat from the safest position. A hatch is often used and positioned as if it is a window, with the view having preference over the chances of escape. For Linssen Yachts, however, this is a pure safety item and it is therefore positioned at the top of the cabin. Safety comes first!

The impressive instrument panel and the luxurious helmsman's seat make up the cockpit, from where the skipper has excellent vision in all directions, all possible ease of operation and is nevertheless still part of the group on board. Once berthed, he can turn his seat 180° and join the rest of the group at the table.

The exceptionally well-thought-out aft deck configuration with centre line traffic for the new Linssen .0 series. A USP that plays an essential role at all times when it comes to comfort, safety and enjoyment. In other words, in your personal Linssen experience.

Linssen Yachts : 'We take your pleasure seriously®'



LINSSEN COMPARTMENT CONTROLLED HEATING (CCH)

ONE OF THE FIRST REQUIREMENTS OF A COMFORTABLE YACHT IS AN EFFECTIVE HEATING SYSTEM. IF THERE IS ONE ITEM IN THE YACHT-BUILDING SECTOR THAT EXISTS IN MANY VERSIONS, IT IS THE HEATING SYSTEM. PERHAPS THIS IS THE INFLUENCE OF THE HOUSING SECTOR IN WHICH MANY SYSTEMS HAVE ALSO BEEN USED OVER THE YEARS.

A guiding principle for Linssen Yachts is learning from our customers and their and our own experiences. After listening to what they said, the following experiences and requirements emerged:

1. Operation via the batteries in order to be independent, together with efficient electricity consumption
2. Efficient in diesel consumption to generate heat
3. Quiet both as regards exhaust and heat generation
4. Short warming-up time, but also rapid additional heat if a door or hatch is open
5. Simple and therefore user-friendly, precise temperature adjustment
6. Reliable, low susceptibility to failure, low service intervals
7. Easy to service and low maintenance costs, sufficient service possibilities
8. Heat available everywhere, in every compartment but preferably also in the open cockpit or on the aft deck

9. Demoisturising characteristics to reduce condensation
10. Individual adjustment possibilities per compartment

When we studied this requirements package, we concluded that such a system was not yet available on the market. No sector innovations had been made in the heating system for quite some time. Systems from the housing market had been slavishly copied in miniature and used in yacht building, with all resulting consequences. Air heating systems have limited adjustment possibilities and require a limited number of air blowers, central heating systems take up a great deal of cupboard space and consume a lot of energy, floor heating systems are complex, sensitive and slow to respond, and systems based on air conditioning are noisy and require 230V.

After careful research, Linssen is now launching a revolutionary system: the Linssen CCH, or Linssen Compartment-Controlled Heating system. This system meets all the above requirements and may rightly be called 'innovative'.




The system is available starting from our 12-metre yachts and consists of 2 heating sources, 7 heat distributors, 2 digitally adjustable thermostats and operates independent of external sources on a combination of energy from the service battery set and diesel from the main fuel tank.

Every space has its own heat distribution point (two in the saloon/galley). There is one digital thermostat for the saloon/galley and one for the owner's cabin, the other cabins and the toilets. As a result, the living space can be properly warmed during the day without having to close valves or taps in the cabins, and at night the cabins and sanitary facilities can be pleasantly warmed. It should not be forgotten that as a result of the digital thermostats, a reliable control is reached. Another exceptional feature is that because of the insulated pipes, no heating is lost in spaces that do not need to be heated, so that the system is more

precise, faster, more powerful and more efficient. It is also possible to programme set heating periods, so that in the case of a longer stay, the transition from the day to the night system and vice versa is more pleasant. This has the advantage that the spaces are heated only if there is a need for such, without any energy inefficiency.

THE LINSSEN CCH HEATING SYSTEM THEREFORE GUARANTEES A QUIET, EFFICIENT, POWERFUL, LOW-ENERGY, USER-FRIENDLY, DEMOISTURISING AND – PARTICULARLY – PLEASANT HEATING SYSTEM. AND THAT IS EXACTLY WHAT AN EXPERIENCED YACHT OWNER IS LOOKING FOR.



Option: remote control with the Webasto ThermoCall app.



GRAND STURDY 500

AC VARIOTOP®

Since the introduction of the first generation Grand Sturdy 500 AC Variotop® in 1996, this model has acquired a special status in the market. It is an exceptional model in its class, partly as a result of the unique Linssen Variotop®.

The "Linssen 500", as this yacht is often called in the market, is considered a unique, exclusive, timeless, value-retaining boat. Proud owners keep telling us how heads turn when they sail by and these owners are more than willing to allow others to visit their yachts on our behalf.

Some time ago, the Linssen Yachts product development team is designing a totally new 500. A completely new concept with new standards and parameters for the future.

At present, the development team is carefully selecting components and systems so that an entirely new unconventional Linssen concept can be created.

THE LINSSSEN 500 IS A TRUE EVERGREEN

The preview for European Linssen dealers was very successful. There was a huge amount of interest. Linssen dealer Hennings Yachtvertrieb in Papenburg, Northern Germany, placed an order for six yachts for delivery between 2018 and 2020.

Thanks to its dimensions and the comfort on board, the new Grand Sturdy 500 AC Variotop® is a real allrounder, suitable for short or long voyages on all waterways. For instance, you can sail the Grand Sturdy 500 not only on French inland waterways, but also in coastal areas and at sea. The hull shape provides optimal interior space, which is used to the full.

Thanks to the patented Variotop®, you can change the enclosed wheelhouse into an open helmsman's position at the press of a button.

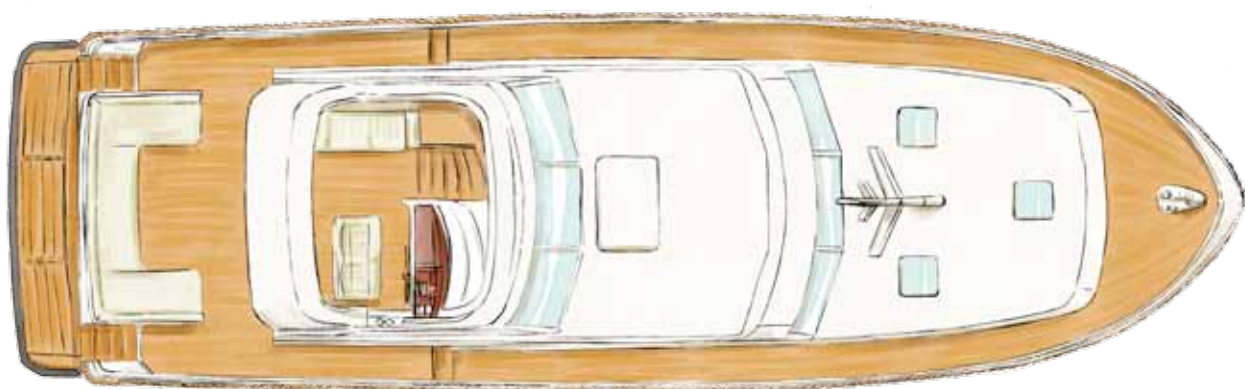
The layout has been very well thought-out: the yacht has three spacious cabins, a well-equipped galley and high-quality appliances, such as a washer dryer and TV/media. Furthermore, the Grand Sturdy 500 is fitted with the new Linssen climate control system, which again proves that this yacht is suitable for all climates, waterways and users.

The Linssen 500 is a true evergreen. Since the first presentation of the Mark I in 1996, the model series has enjoyed uninterrupted success. The new 500 has everything that makes this classic such a favourite. The latest developments in interior design and technology, the Linssen Variotop® and many other features make this yacht a genuine success story. We are delighted that 25 years of successful collaboration with the Hennings family has now yielded yet another splendid result!.

SEVERAL HIGHLIGHTS

- A SPH (Softchine Prestressed Hull) hull shape, which offers initial stability and a great deal of space and comfort in the interior
 - A totally new transom design
 - An integrated profiled steel bulwark with fixed deck boxes, intermediate section and cushions
 - Three fully-fledged cabins, two showers and two electric toilets
 - An extensive standard specification
 - Sufficient storage space
 - Linssen Climate Control, a separate day and night heating system, adjustable in various compartments
 - Saloon and galley at one level
 - Hydraulically collapsible Variotop frame
 - Surrounding teak decks
- And far more!

GRAND STURDY 500 AC VARIOTOP®



THE NEW GRAND STURDY 500
IS A REAL ALL-ROUNDER!

BASIC DATA

Weight/displacement: $\pm 30,000$ kg / ± 30 m³
Hull length x beam x draft: ± 14.98 x 4.90 x 1.25 m
Minimum air draft: ± 3.49 m
Headroom FC/saloon/
AC/Steering saloon: $\pm 2.00/2.00/2.00/2.00$ m
CE-classification: B (sea)

Engine: 2x 5 cyl. Volvo Penta Diesel, type D3-150
2x 112 kW (150 HP), 3,000 rpm
ZF 45-H / 3,031 : 1
Alternator: 2x 180A-12V, 2x 110 A-24 V
Fuel tank capacity: $\pm 2,200$ ltr
Water tank capacity: $\pm 1,000$ ltr
Holding tank capacity: ± 240 ltr



LINSSEN YACHTS : THE VARIOTOP® COMPANY

The Linssen Variotop® is a striking example of Linssen's in-house developments and is without a doubt one of the technical milestones in modern yacht building. The Linssen-Variotop® is therefore a symbol of the innovative power of Linssen Yachts and has been patented in a number of countries.

A yacht equipped with a Linssen Variotop® is actually a very special combination of an inside and outside helmsman's position and a fly-bridge. With a Variotop® you are sailing 'outdoors' and you can combine the aft deck or open cockpit with the wheelhouse to form one big external space. If the weather gods are less well disposed towards you, just close the Variotop®, and you will actually be connecting the helmsman's position to the aft cabin, creating an impressive internal space. In this way the Variotop® unites the compartments and therefore the crew.

The Variotop® is a folding roof that covers the wheelhouse so that it is completely watertight and insulated thanks to ingenious locking and sealing systems. Close the Variotop® and the wheelhouse doors and the open helmsman's position is instantly transformed into a heated Variotop® wheelhouse where it is a pleasure to be. On a warm summer's day, just cruising along, the boat gently rolling at anchor or leisurely moored to the quay, the Variotop® – now like a fully fledged bimini top – provides wonderful cool shade.



WHAT IS THE LINSSEN VARIOTOP®?

Variotop® is a variably adjustable helmsman's position on a motor yacht in which the following elements interactively connect with each other:

- a hydraulically operated folding roof that allows you to enjoy the first rays of the sun or can protect you from the rain at the press of a button (and all without a single twist lock fastener or tenax)
- you can stand and sit comfortably, with an all-round view
- continuously height-adjustable cockpit chair/bench, ensuring a safe view for everyone
- at its highest position, the adjustable cockpit chair/bench can raise the head of any skipper above the edge of the windscreen, therefore always providing a great view and, in good weather, feeling the sun and the wind in your face
- the folding roof section can be closed off with revolving doors
- a luxury dashboard with the instruments always conveniently positioned, regardless of whether the skipper is sitting or standing and regardless of how tall he or she is
- the steering wheel is in the correct position, whether you are standing or sitting
- the thrust handle is in a safe place and positioned ergonomically

That's the Linszen Variotop®!

10 REASONS TO BUY A LINSSEN

- 1 Elegant, timeless, low noise levels and the best sailing characteristics.
- 2 Indisputably the most spacious and best laid out motor yachts in their class at very competitive price
- 3 Perfect engineering, trouble-free technology and access to all generators
- 4 Advanced steel construction by high-tech machinery and patented technologies
- 5 Stylish, timeless interior design, consisting of the best materials to be found on the market
- 6 High-quality furniture production using the latest CNC cutting and gluing technologies
- 7 Linssen "Exterior Coating System", based on 65 years of developing technology and infrastructure in house
- 8 Wide range of variants and optional items for the individual specification of your dream yacht
- 9 Comfortable, reliable, safe and versatile enough to be used in many navigation areas, where you can benefit from Linssen's European dealer network
- 10 Construction supervised by your Linssen sales partner, comprehensive personal instruction on delivery, 3-year Linssen Yachts Warranty Plan, reliable after-sales service.

Download the
Linssen app

Available on the
App Store

GET IT ON
Google play



LINSSEN YACHTS B.V.

Brouwersstraat 17, Boîte postale 7172, NL-6050 AD Maasbracht

Tél. +31(0)475-43 99 99, Fax +31(0)475-43 99 90

info@linssenyachts.com

WWW.LINSSENYACHTS.COM

