

Grand Sturdy 500 Sedan

Our largest Sedan, also for small waterways







Grand Sturdy 500 Sedan

Our largest Sedan, also for small waterways

In our last issue we were able to show you the first photos and some of the special USPs of our new Grand Sturdy 500 Sedan Variodeck. The first two yachts have now been delivered and the next two are in production. Editors of international boating magazines have been putting the 500 Sedan through its paces and the first articles have been published. We've also made a 15-minute film in which Yvonne Linssen highlights all the USPs.

One-Touch Cockpit Cover®

The large open cockpit can be closed and opened with the electrically operated One-Touch Cockpit Cover. You undo one zipper and a few snap buttons, press the remote control and the entire cover is automatically retracted. The sections disappear into special storage cassettes in the corner of the cockpit.



Bifold Variodoors

Opening the glass Bifold Variodoors turns the saloon and cockpit into one large, spacious living area, with plenty of light and comfort.



Bifold Variodoors - insect screens (option)

Insect screens are also integrated into the covers behind the Bifold Variodoors. They can be easily extended so that fresh air can enter, but any insects are kept out.



One-touch e-Variodeck

You can let in even more light and air by opening the e-Variodeck. An insect screen and blinds can also be fitted to provide even more comfort, if desired.



Rotating Saloon Seat

Thanks to the flexible layout of the saloon seat, you can easily turn part of the seat to face your guests in the cockpit using the Rotating Saloon Seat.



Dinette

You'd like to have a cosy breakfast together but don't want to use the whole saloon table? All you need to do is fold out the dinette table and take a seat...



Cockpit lounge bed (option)

The fixed table in the cockpit can be electrically lowered, after which the set of cushions supplied can be used to create an enormous lounge bed.



43" TV in cabinet lift

From the saloon seat you have a good view of the built-in TV. Press the button on the remote control to raise the TV and enjoy your favourite programmes.



Slide and pop-out Door

The Slide and Pop-out Doors on the port and starboard side make it extremely easy to get to the centre cleats quickly from the inside. These high-quality sliding doors on both sides allow you to steer the 500 Sedan with one hand and moor with great ease.



Adjustable Steering Bench

Flick a switch to adjust the comfortable steering bench forwards and backwards to obtain the optimum steering position.



Smart Helm Console

The Smart Helm Console has been developed to keep the controllers for operation and steering within reach while sailing, despite the Slide and Pop-out Doors. This pull-out console ensures even greater sailing comfort and safety.



Storage

The 500 Sedan has a lot of storage space. For example, under the stairs to the front cabin, there's a cupboard with room for six storage crates for your supplies.



TV solution in forward cabin

A TV is stored very conveniently in the cupboard in the forward cabin. It can be very conveniently folded out so you can watch TV comfortably from bed.



Ten Main Modules

The engine room of every Linssen is particularly efficiently designed and clean. In the 500 Sedan it has been constructed in accordance with the Linssen Ten Main Modules principle, whereby each component has its own place.



Storage space under the cockpit floor

The large open cockpit not only provides a lot of living space but also offers a lot of storage space underneath. This consists of handy flexible compartments in which all supplies can be stored safely and securely.



ICCESS®

The Linssen Integrated Canbus Controlled Energy Supply System controls all the energy consumers on board via displays in the saloon and at the helm.



Solar Panels

The 500 Sedan has eight solar panels as standard, divided into two groups. As many as 16 panels can be fitted if desired, in four separate groups, using the Smart Solar Charge Controller to ensure optimal power distribution.



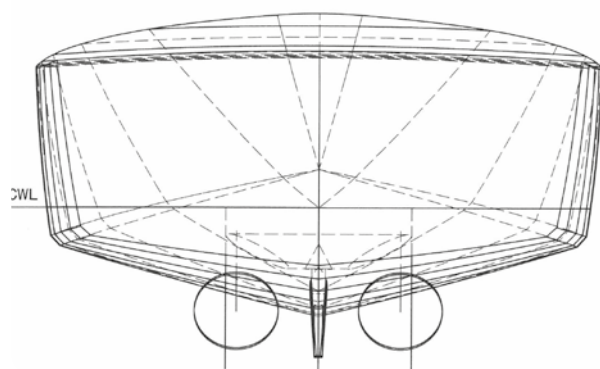
LIPPCON®

The Linssen Integrated Power and Propulsion Control System controls the 400 V bow and stern thrusters via the generator and can also be used for larger consumers such as the ceramic hob, washing machine, etc.

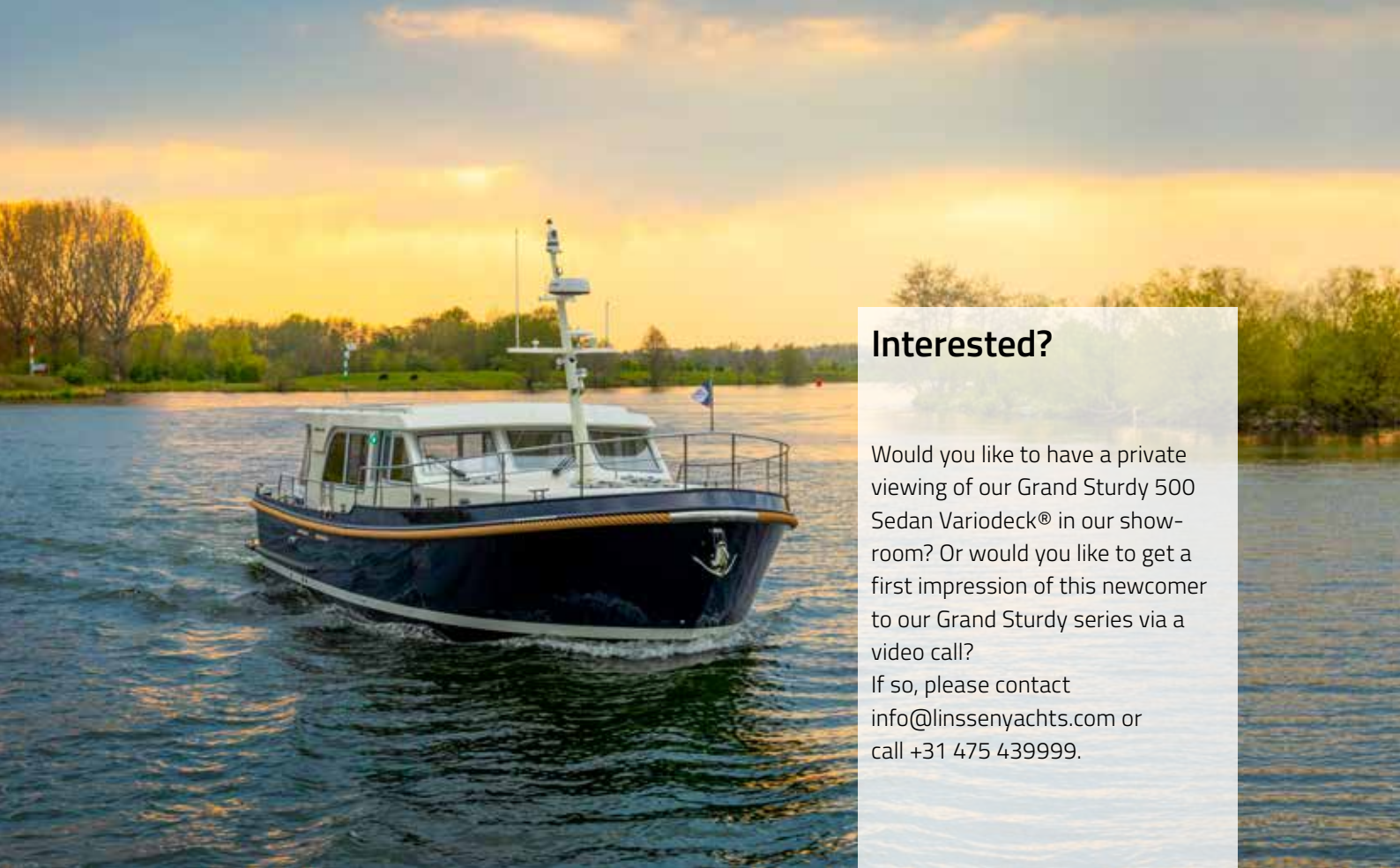


SPH® hull shape

The Softchine Prestressed Hull (SPH®) is the basis of the excellent sailing characteristics of our yachts. Do you remember them? Less resistance when sailing, less noise and lower fuel consumption.








Interested?

Would you like to have a private viewing of our Grand Sturdy 500 Sedan Variodeck® in our show-room? Or would you like to get a first impression of this newcomer to our Grand Sturdy series via a video call? If so, please contact info@linssenyachts.com or call +31 475 439999.

BASIC SPECIFICATIONS

Grand Sturdy 500 Sedan

Construction:	SPH® (Softchine Prestressed Hull)
Weight/displacement:	± 24.000 kg / ± 24 m ³
LOA x beam x draft:	± 15,50 x 4,65 x 1,20 m
Minimum air draft:	± 2,75 m
Headroom FC/saloon:	± 2,00/2,05 m
CE-classification:	B (sea)
Tank capacity diesel / water / holding tank:	± 2 x 750 ltr / ± 720 ltr / ± 400 ltr
Engine:	2 x 5 cil. Volvo Penta Diesel, type D3-110 2 x 82 kW (110 HP), ZF 45-H / 3,031:1, 3000 rpm Alternator: 2x 180A-12V



Watch the video of the Grand Sturdy 500 Sedan

